

Physics with the COMET Staging Plan

Satoshi MIHARA

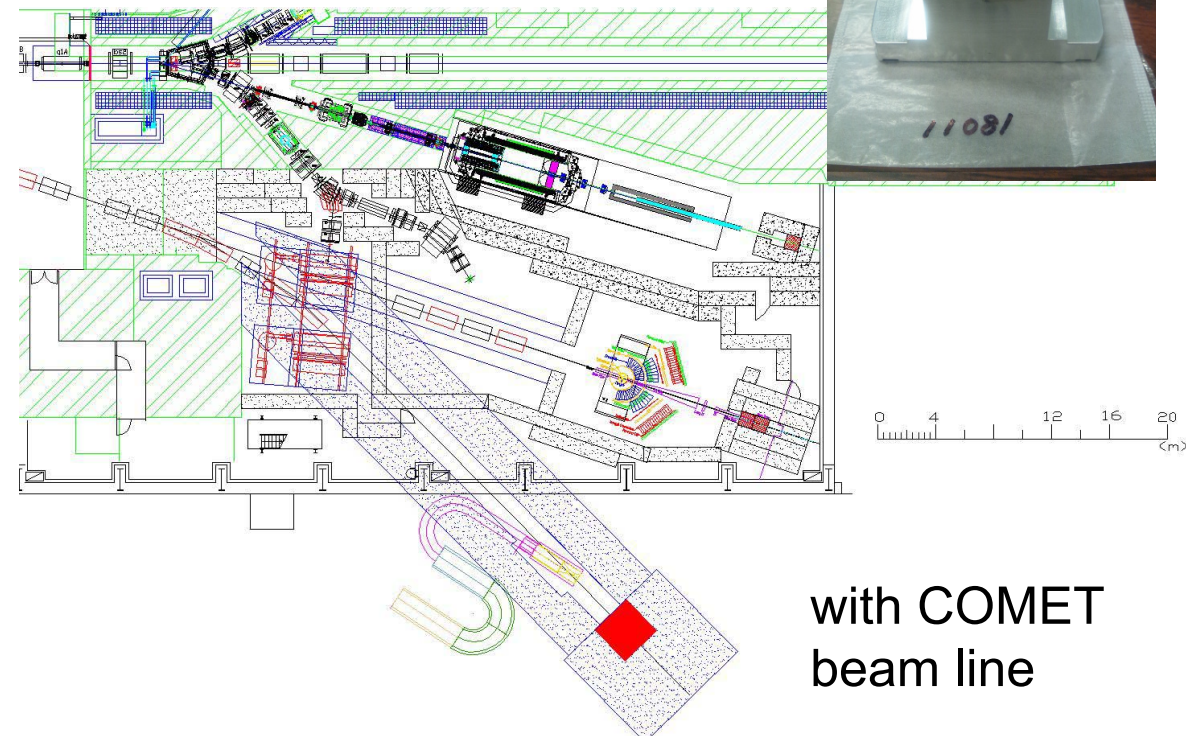

IPNS, KEK

Outline

- COMET beam line
- EoI from the COMET Phase-I proto-collaboration
- COMET Phase-I LoI
 - Beam Study Plan at COMET beam line
 - μ -e conversion search in COMET Phase-I
- Summary

COMET Beam Line

- Proposal of high-p and COMET beam line construction
 - share the upstream
 - branch from A-line; beam stealer for high-p, bending magnet for COMET
- COMET branch from high-p line
 - no simultaneous usage of two beam lines
 - Switching dipole magnet is enough
- COMET needs 8 GeV, $7\mu\text{A}$ (56kW) beam



K. Tanaka Jan/12 PAC Meeting

S.Mihara, J-PARC PAC Meeting, 16/Mar/2012

Eol

An Expression of Interest for Phase-I of the COMET Experiment at J-PARC

We hereby express our interest to stage the construction of the COherent Muon to Electron Transition (COMET) experiment that will search for neutrinoless $\mu^- - e^-$ conversions with a single-event sensitivity of 3×10^{-17} . This sensitivity is a factor of 10,000 better than achieved by the SINDRUM-2 experiment which has set the world's best limit for $\mu^- - e^-$ conversions. The COMET experiment was given stage-1 approval by the J-PARC Program Advisory Committee in 2009 and is now J-PARC E21.

The proposed J-PARC mid-term plan includes the construction of the COMET beamline. This will provide the proton beamline for COMET and part of the muon beamline in the south area of the J-PARC Hadron Experimental Hall. We consider a staged approach for COMET as described below. To realise this staged approach we would like to construct the muon beamline up to the end of the first 90° bend in the muon beamline so that a muon beam can be extracted to the experimental area. We call this "COMET Phase-I". In COMET Phase-I, we will

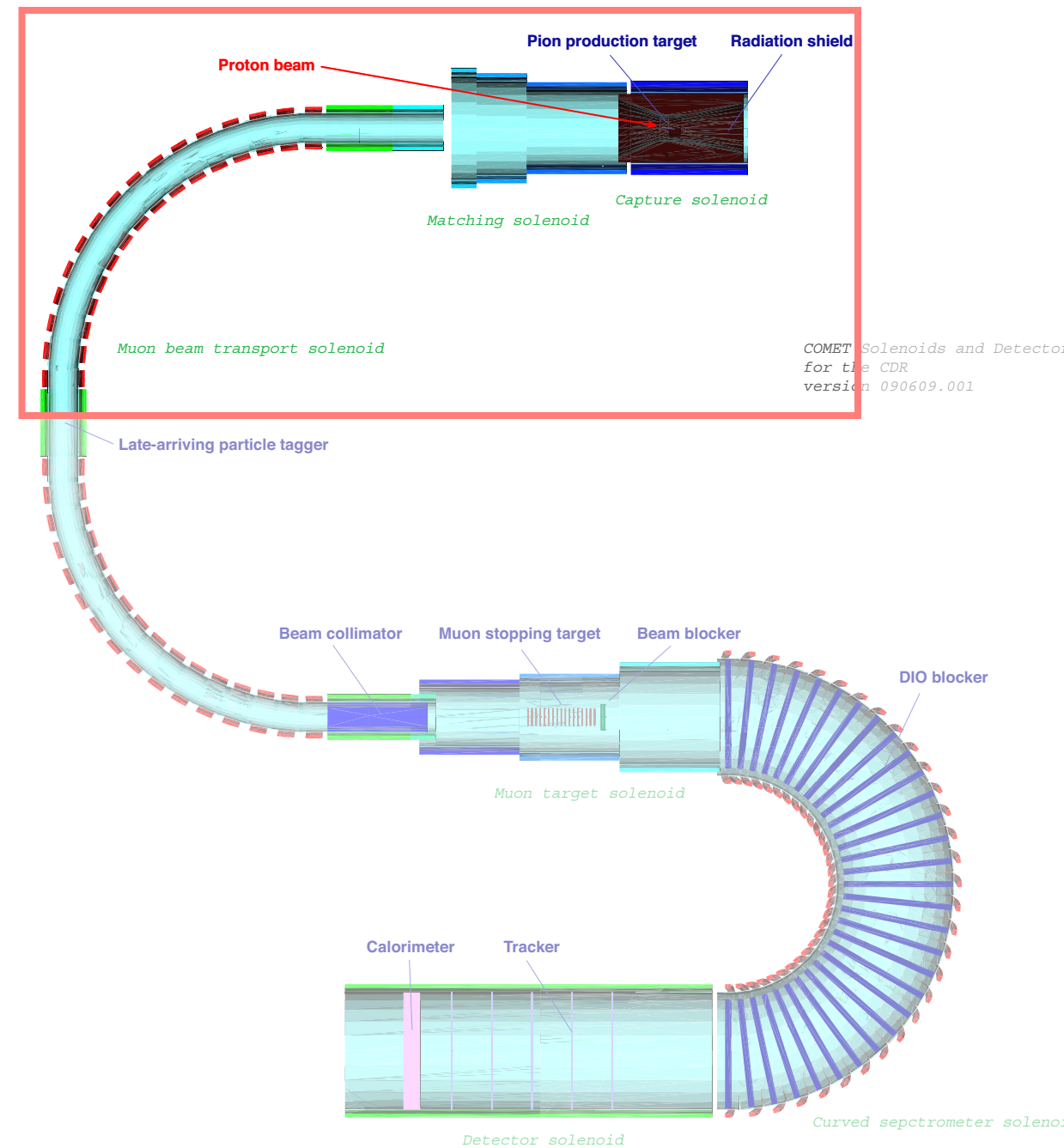
1. make a direct measurement of the proton beam extinction and other potential background sources for the full COMET experiment, using the actual COMET beamline; and
2. carry out a search for $\mu^- - e^-$ conversion with a sensitivity better than achieved by SINDRUM-2.

Eol

- Beam study for COMET
 - Extinction measurement at the actual COMET setup
 - Beam particles and momentum distribution at the end of the 1st 90 degree bend
- μ -e conversion search at intermediate sensitivity: $B(\mu^- + \text{Al} \rightarrow e^- + \text{Al}) < 7.2 \times 10^{-15}$ at 90% C.L.

COMET Phase-I Lol

- Beam background Study
- μ -e conversion search



Beam Background Study Plan

Purpose of the study

- Verify pion collection using a solenoid magnet surrounding a production target at 8GeV
- Direct measurement of residual dose at the COMET beam line with lower beam power (< 1kW)
- Identify particles contained in the beam and measure their phase space to better understand possible background in COMET
 - No available data of particle production backward at 8 GeV
 - Antiproton and neutron yield
 - Current COMET BG is estimated by extrapolating existing data by 4 orders of magnitude!
- Cosmic-ray associated and room background in the hall as well

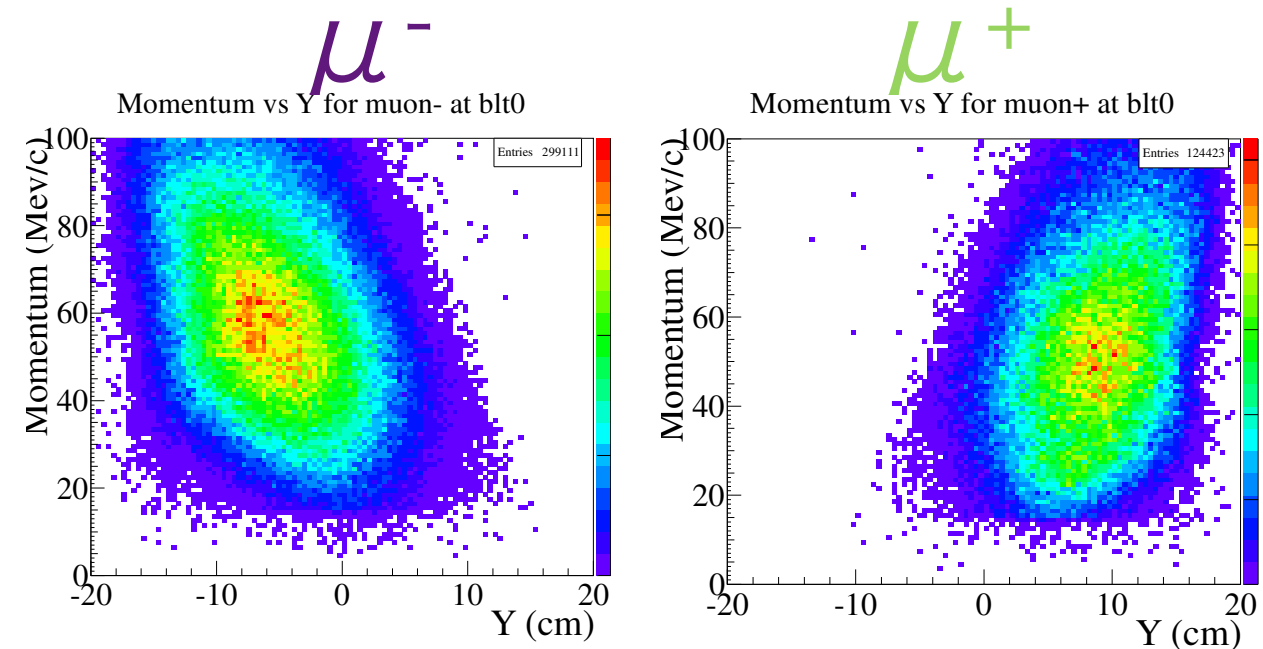
Particles and Yield

- Beam dispersion

$$D = \frac{1}{qB} \left(\frac{s}{R} \right) \frac{p_L^2 + \frac{1}{2}p_T^2}{p_L}$$

- Collimator to reject high-p particles

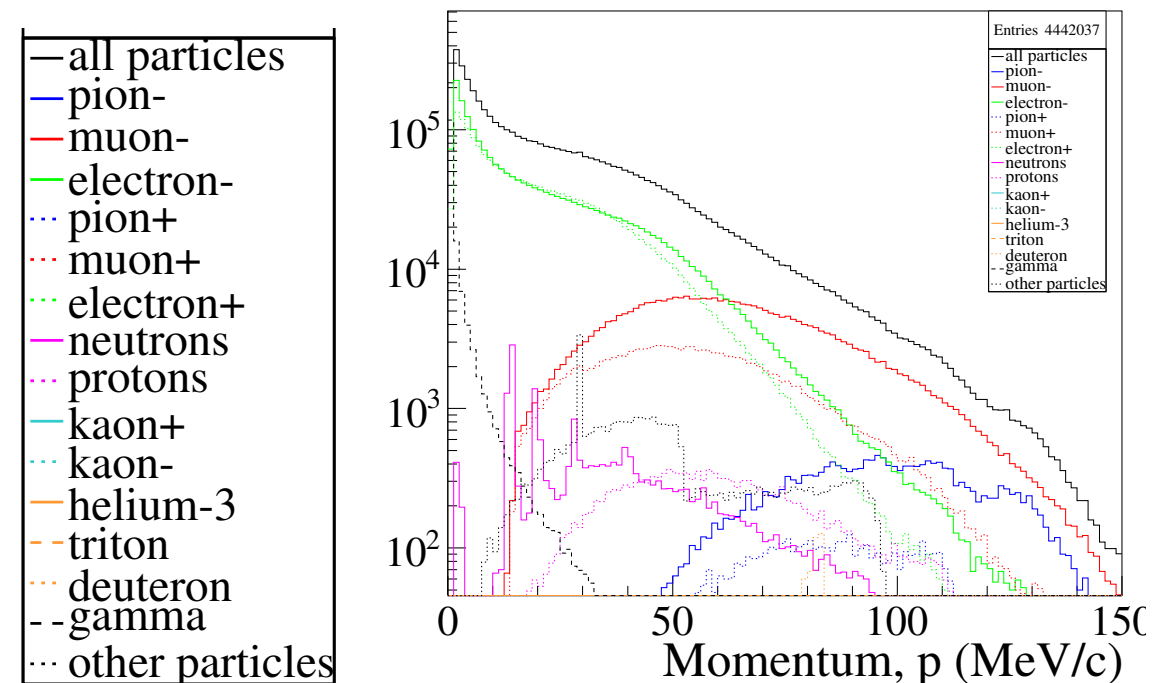
- Positive/negative particles contained in the beam with wide momentum range



0.0180T, 0.0300T

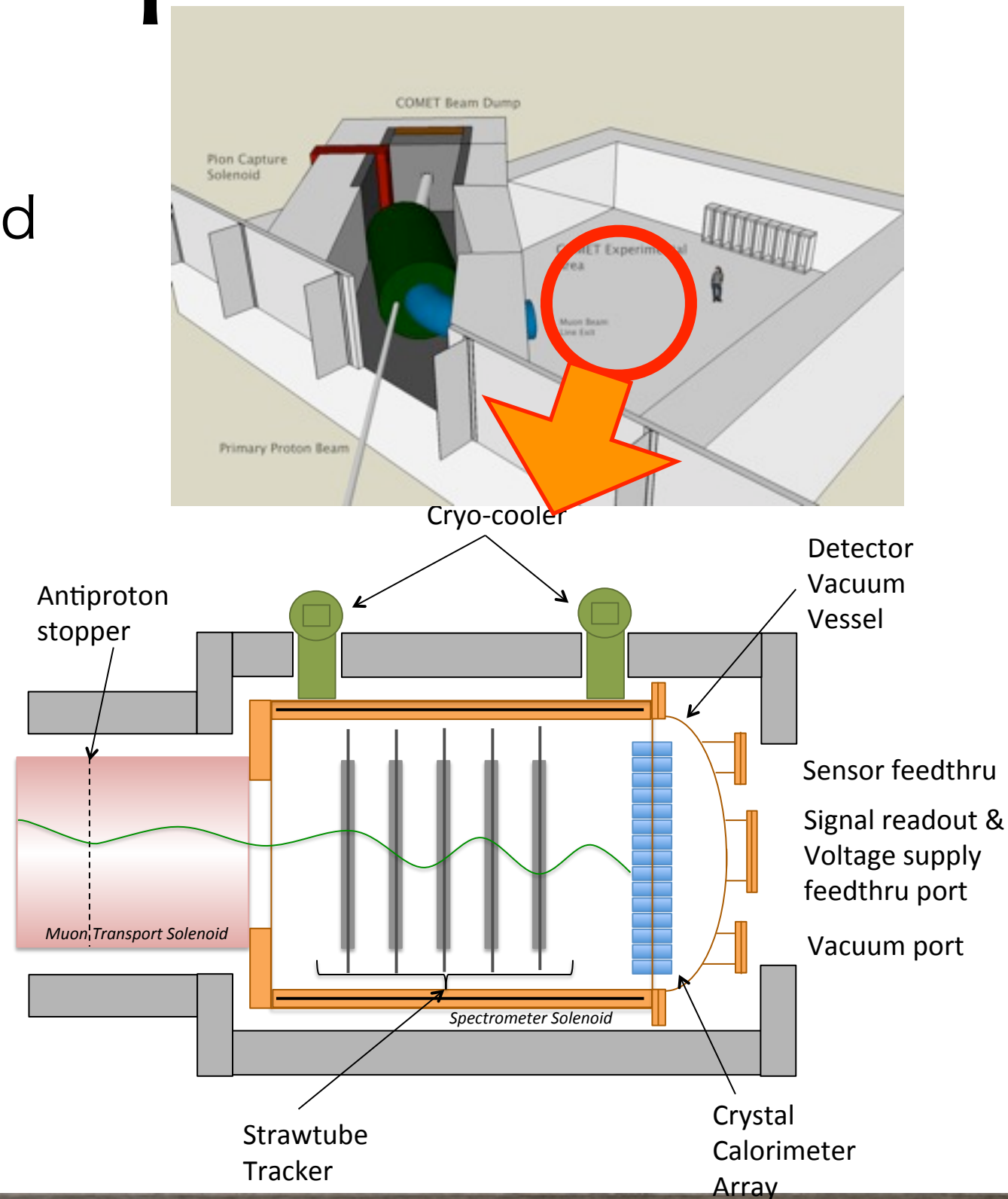
0.0180T, 0.0300T

w/o collimator



Setup

- Measure almost all particles
- Same detector technology used in COMET
- SC spectrometer solenoid
- Straw tube transverse tracker
- Crystal calorimeter
- Particle ID with dE/dX and E/p
- anti-p with event shape
- γ direction

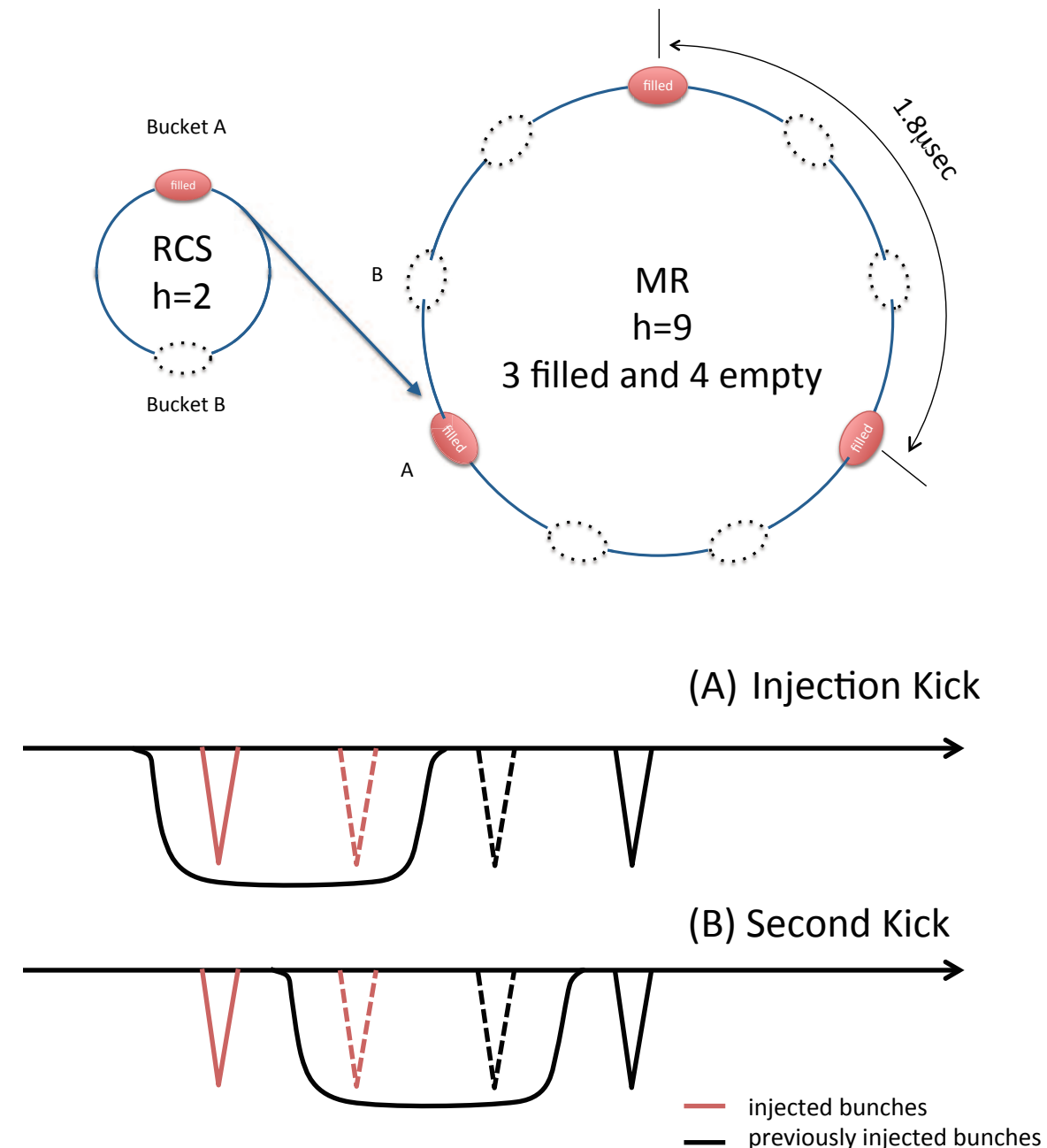


Beam Requirement

- Continuous (not pulsed) SX beam
- 0.00001kW - 0.1kW beam power for approximately 3 cycles (approx. 3 months)
 - precise estimation in future
- 8GeV beam extraction is necessary for beam study
 - conditioning can be done at 30GeV as long as the beam power is small enough not to produce significant residual dose around the target
- Request to the accelerator group for 8GeV beam extraction study before 2016

Extinction Measurement

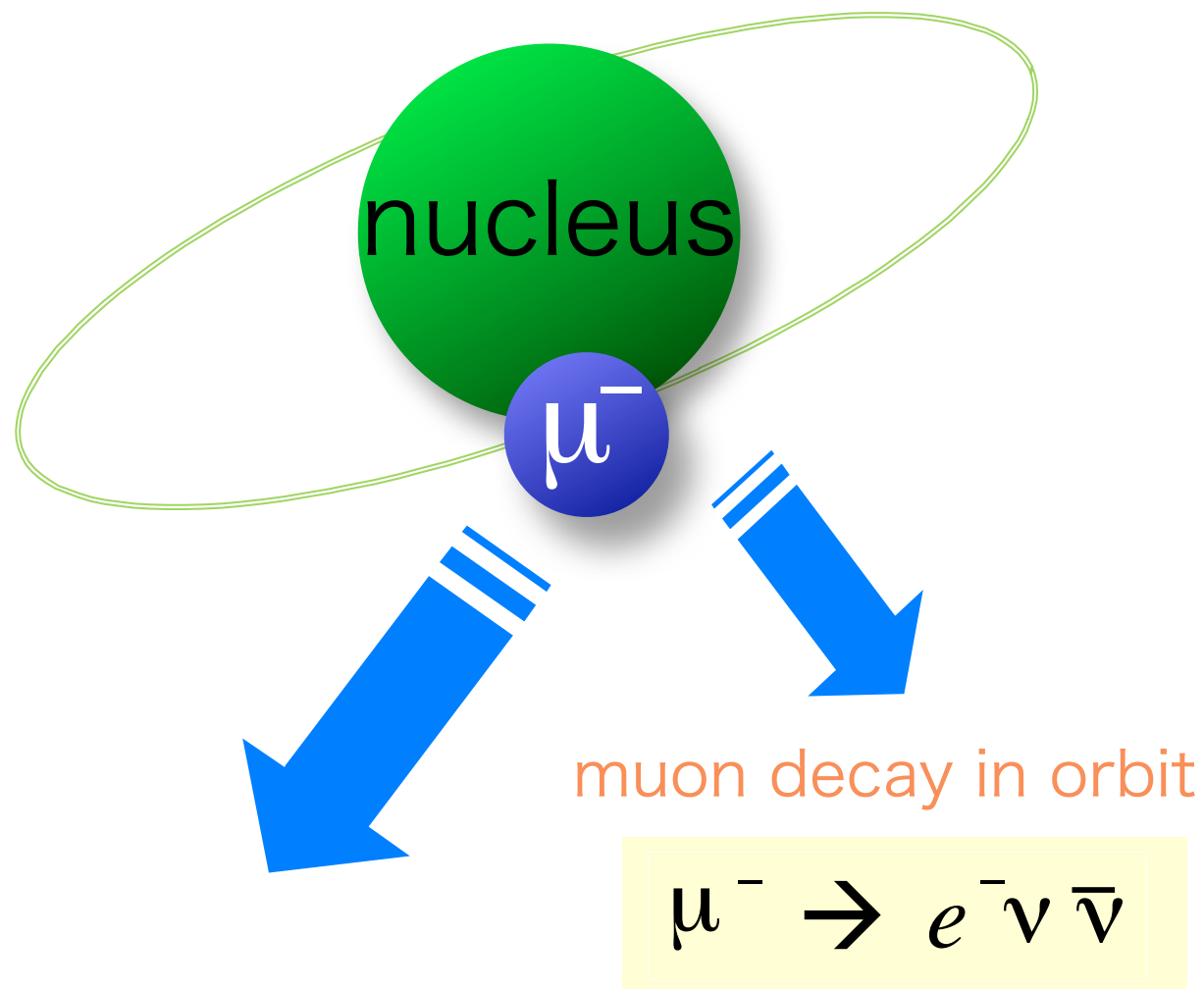
- MTF will continue extinction studies in 2012-
- Extinction measurement with double-injection kicking
 - 30 GeV in 2012, 8GeV in future
- Once the COMET beam line constructed, this measurement can be done quickly to confirm the result obtained by then
- Two sets of hodoscope counters necessary



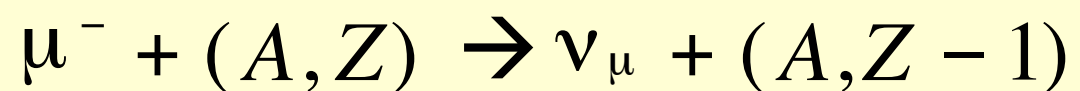
μ -e conversion search in COMET Phase-I

What is mu-e Conversion ?


1s state in a muonic atom



nuclear muon capture



Neutrino-less muon
nuclear capture
(= μ -e conversion)



lepton flavours
changes by one unit

- $E_{\mu e} \sim m_\mu - B_\mu$
 - B_μ : binding energy of the 1s muonic atom

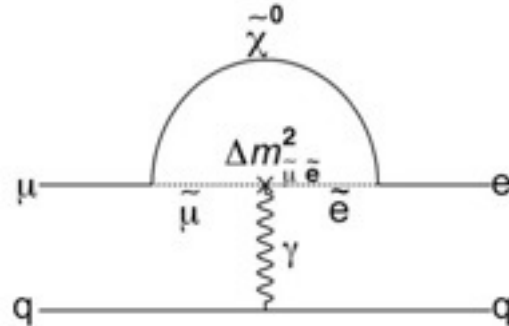
$$B(\mu^- N \rightarrow e^- N) = \frac{\Gamma(\mu^- N \rightarrow e^- N)}{\Gamma(\mu^- N \rightarrow \nu N')}$$

Theoretical Models

- SUSY-GUT, SUSY-seesaw (Gauge Mediated process)

- BR = $10^{-14} = \text{BR}(\mu \rightarrow e \gamma) \times \mathcal{O}(\alpha)$

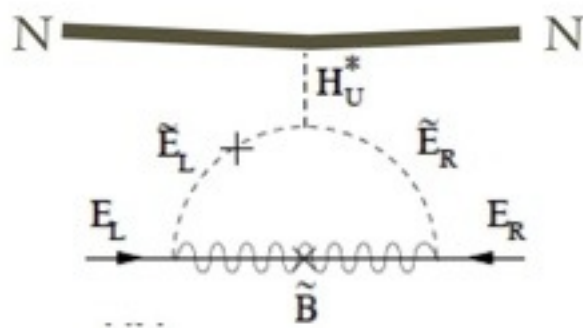
- $\tau \rightarrow l \gamma$



- SUSY-seesaw (Higgs Mediated process)

- BR = $10^{-12} \sim 10^{-15}$

- $\tau \rightarrow l \eta$



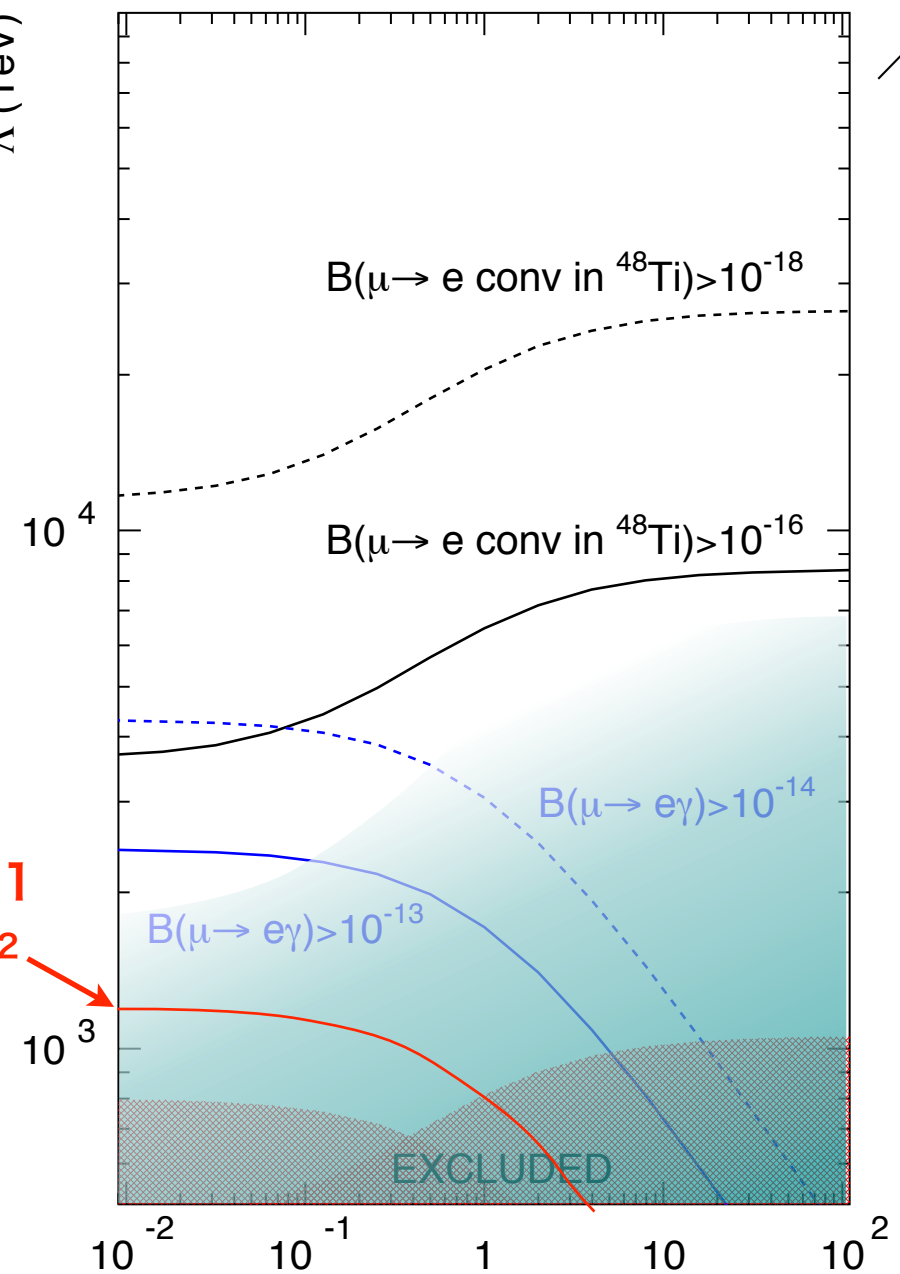
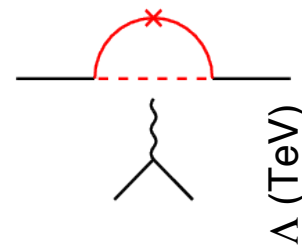
- Doubly Charged Higgs Boson (LRS etc.)

- Logarithmic enhancement in a loop diagram for $\mu \cdot N \rightarrow e \cdot N$, not for $\mu \rightarrow e \gamma$

- M. Raidal and A. Santamaria, PLB 421 (1998) 250

- and many others

$$L_{\text{CLFV}} = \frac{m_\mu}{(\kappa+1)\Lambda^2} \bar{\mu}_R \sigma_{\mu\nu} e_L F^{\mu\nu} + \frac{\kappa}{(1+\kappa)\Lambda^2} \bar{\mu}_L \gamma_\mu e_L (\bar{u}_L \gamma^\mu u_L + \bar{d}_L \gamma^\mu d_L)$$



MEG 2011
2.4x10⁻¹²

Andre de Gouvea, W. Molzon, Project-X WS^K
(2008)

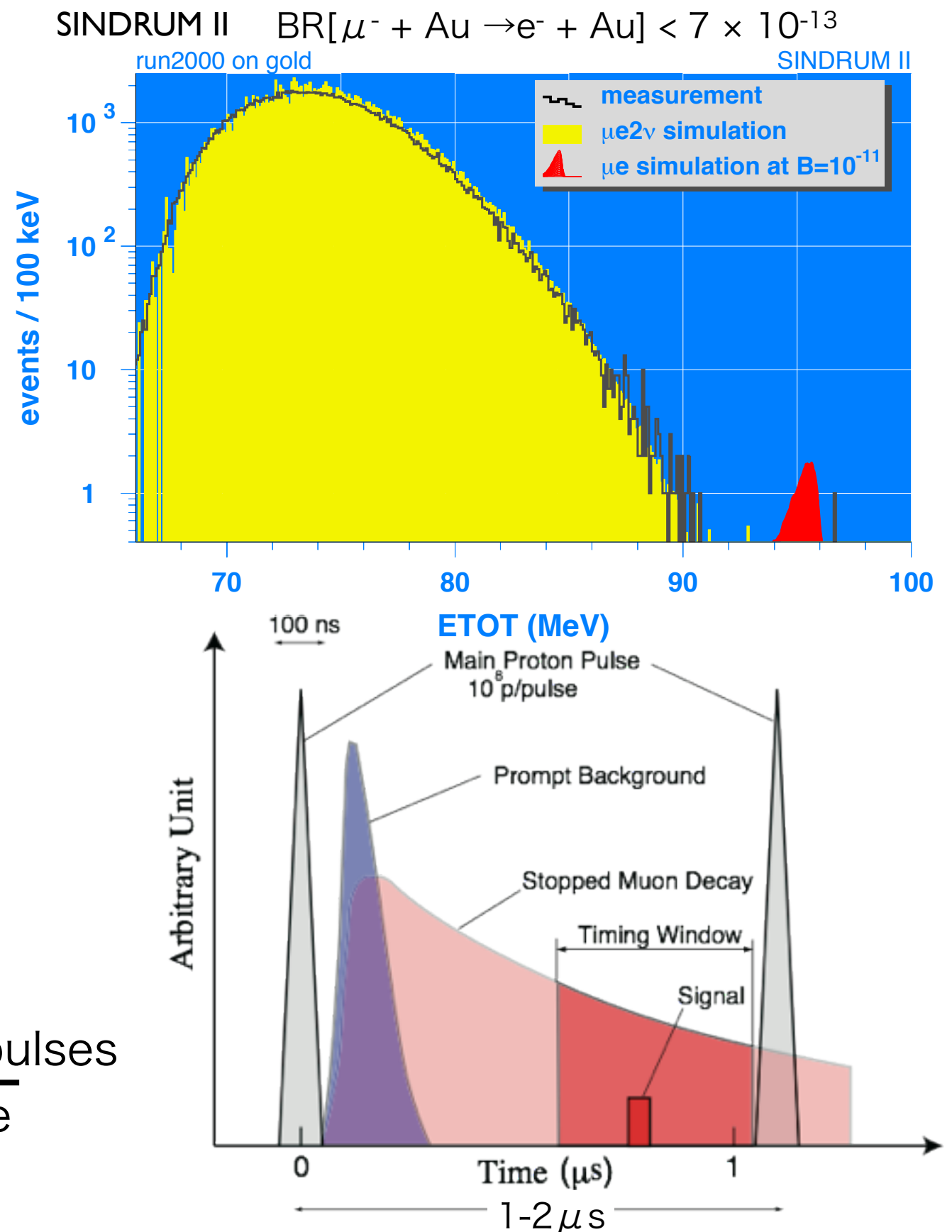
Principle of Measurement

- Process : $\mu^- + (A,Z) \rightarrow e^- + (A,Z)$
- A single mono-energetic electron
 - $E_{\mu e}(Al) \sim m_{\mu} - B_{\mu} : 105 \text{ MeV}$
 - Delayed : $\sim 1 \mu\text{S}$

- No accidental backgrounds
- Physics backgrounds

- Muon Decay in Orbit (DIO)
 - $E_e > 102.5 \text{ MeV}$ (BR: 10^{-14})
 - $E_e > 103.5 \text{ MeV}$ (BR: 10^{-16})

$$R_{\text{ext}} = \frac{\text{number of proton between pulses}}{\text{number of proton in a pulse}}$$

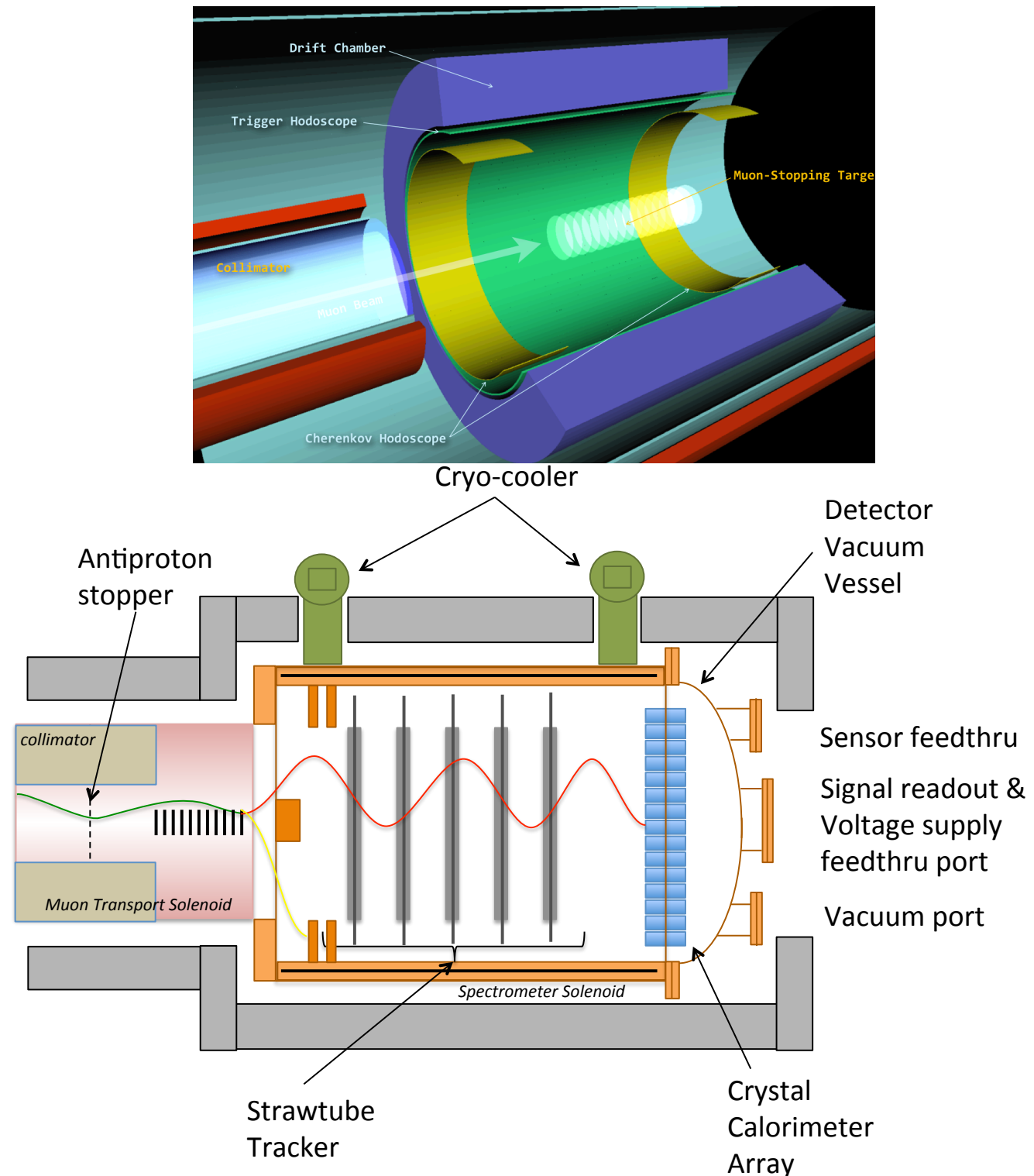


COMET Phase-I Goal

- As an intermediate goal of the COMET experiment
 - gain experience to reach the final goal
- 7×10^{-15} sensitivity (90% C.L. upper limit)
 - better than the current limit by SINDRUM-II (7×10^{-13}) and compatible to MEG sensitivity
- Involve more collaborators

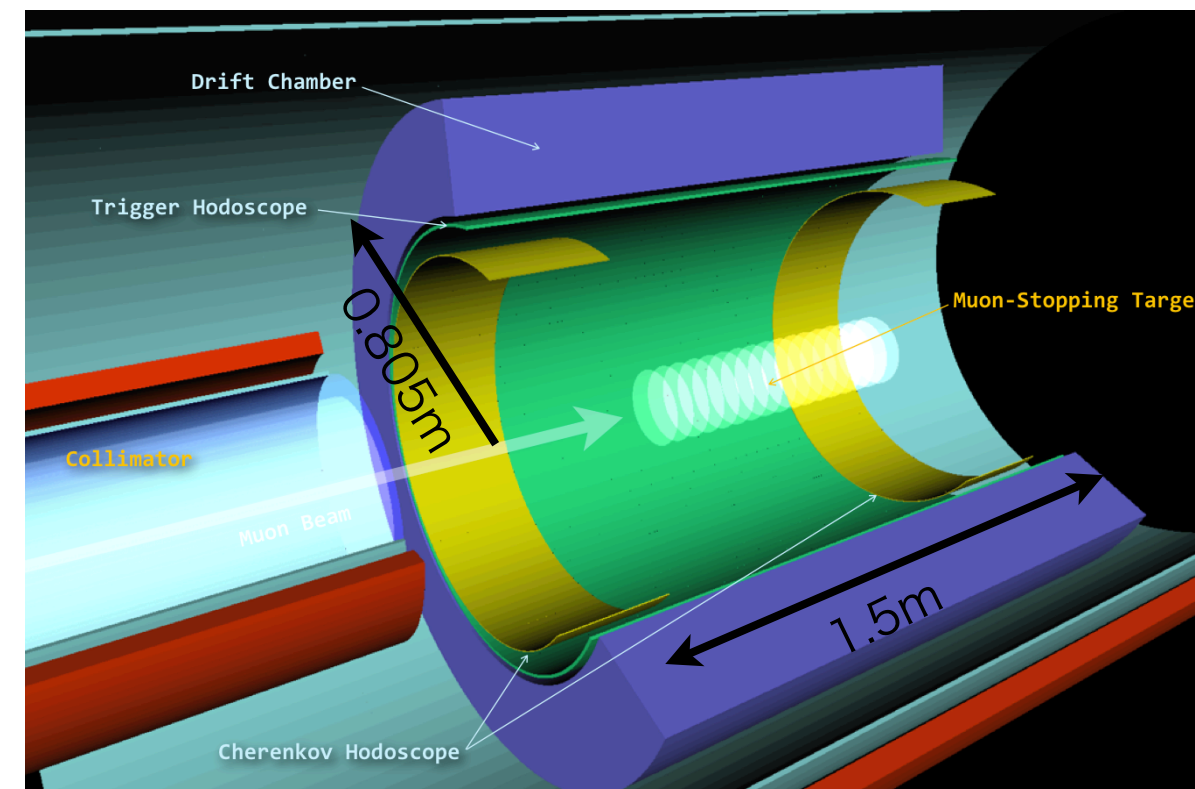
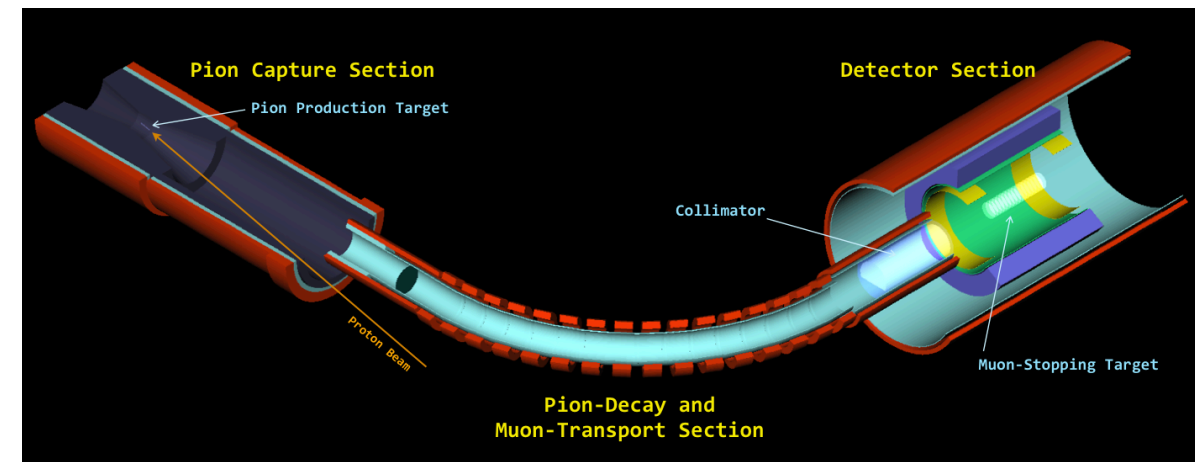
Proposed Setup

- Cylindrical detector
- Transverse tracker detector



Cylindrical Detector

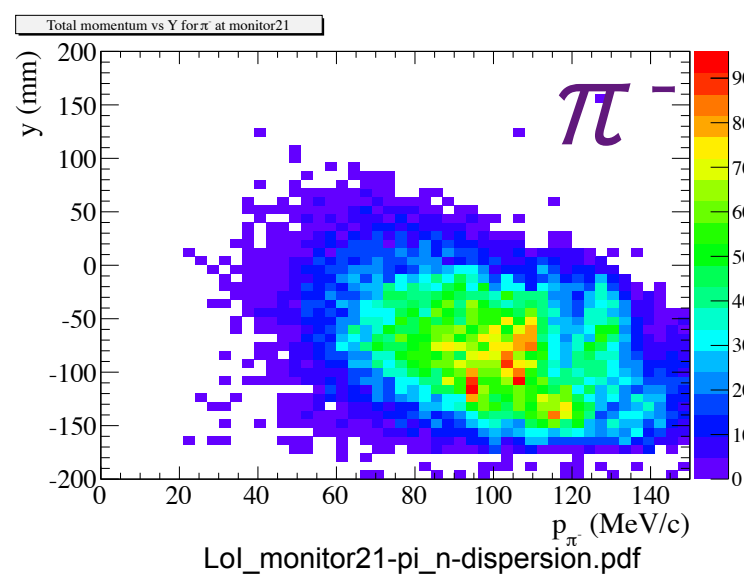
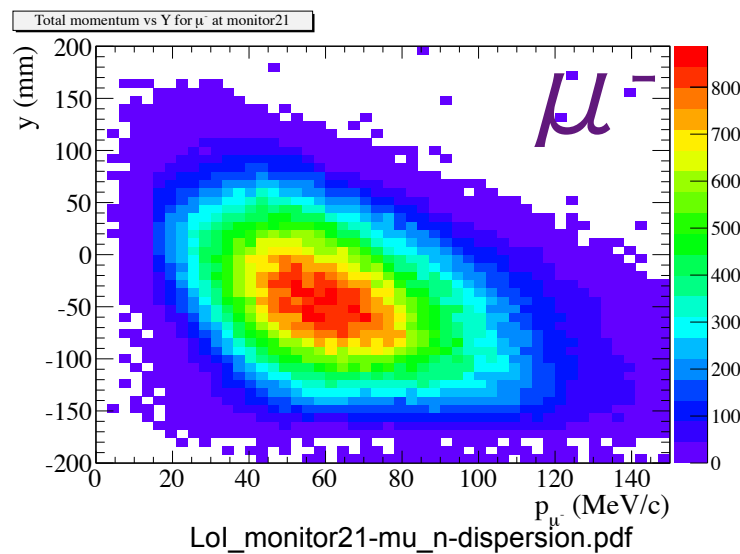
- Collimator of 200 mm diam. at the end of 90 degree bend
 - determine a beam size
 - eliminate high-p particles
- Beam particles not stopped on the target will escape from the detector
- Optimization of detector configuration
 - p_t threshold $> 70\text{MeV}/c$
 - trigger counter (5mm thick) as a proton absorber



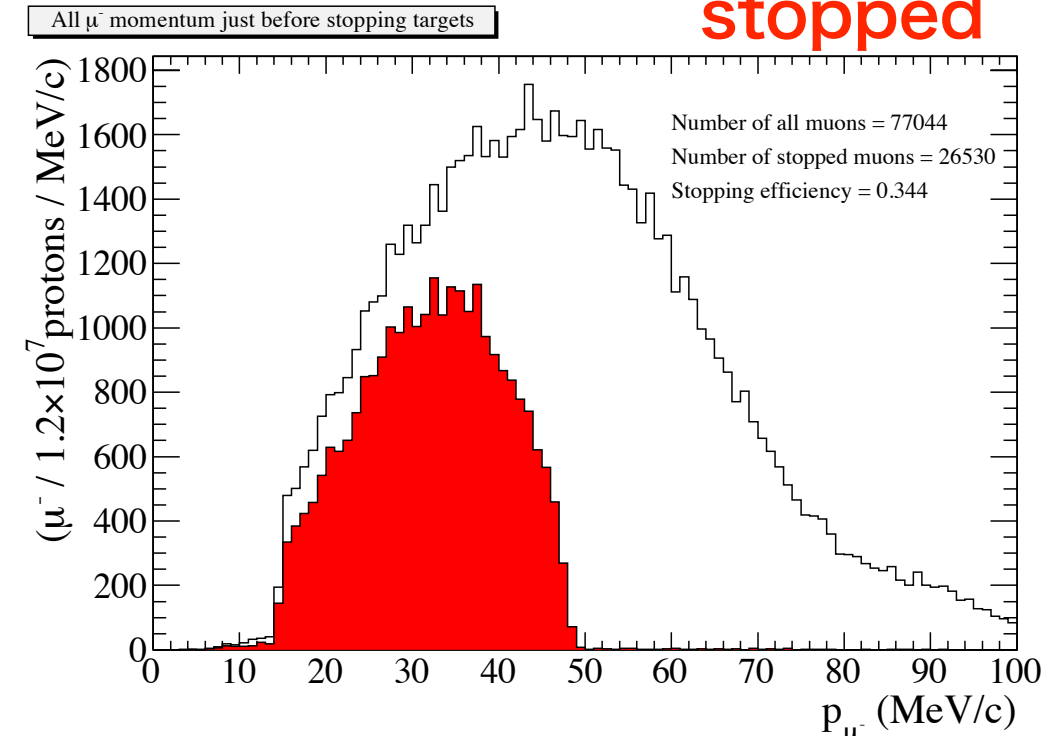
Beam Simulation

- MARS(production) & g4beamline (simulation)
- Tosca (B field)

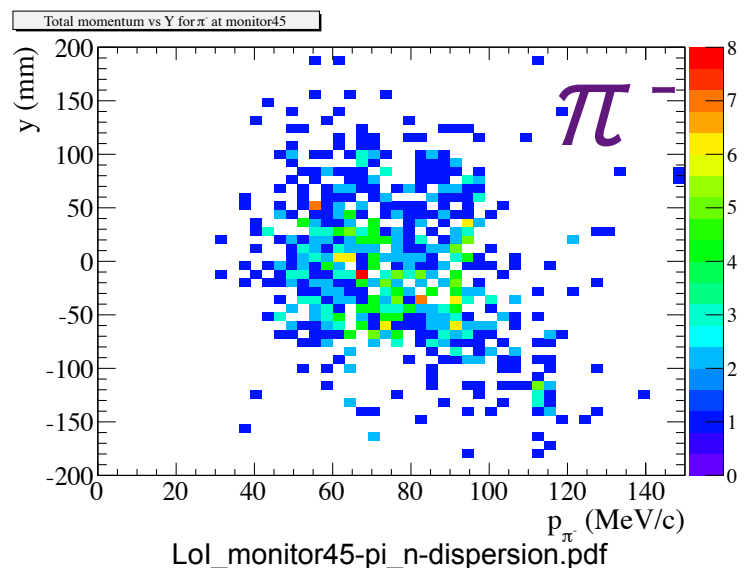
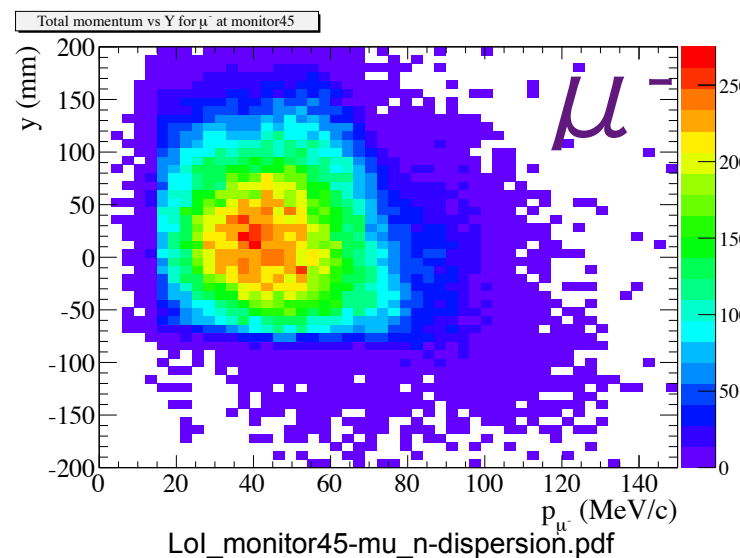
before collimation



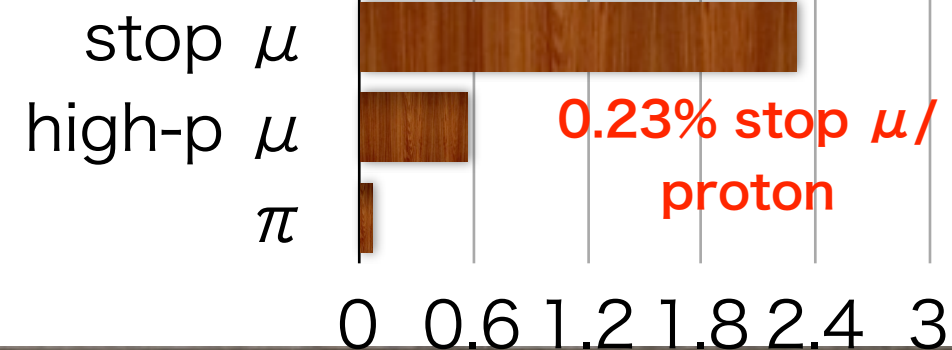
μ^- on the target
stopped



after collimation

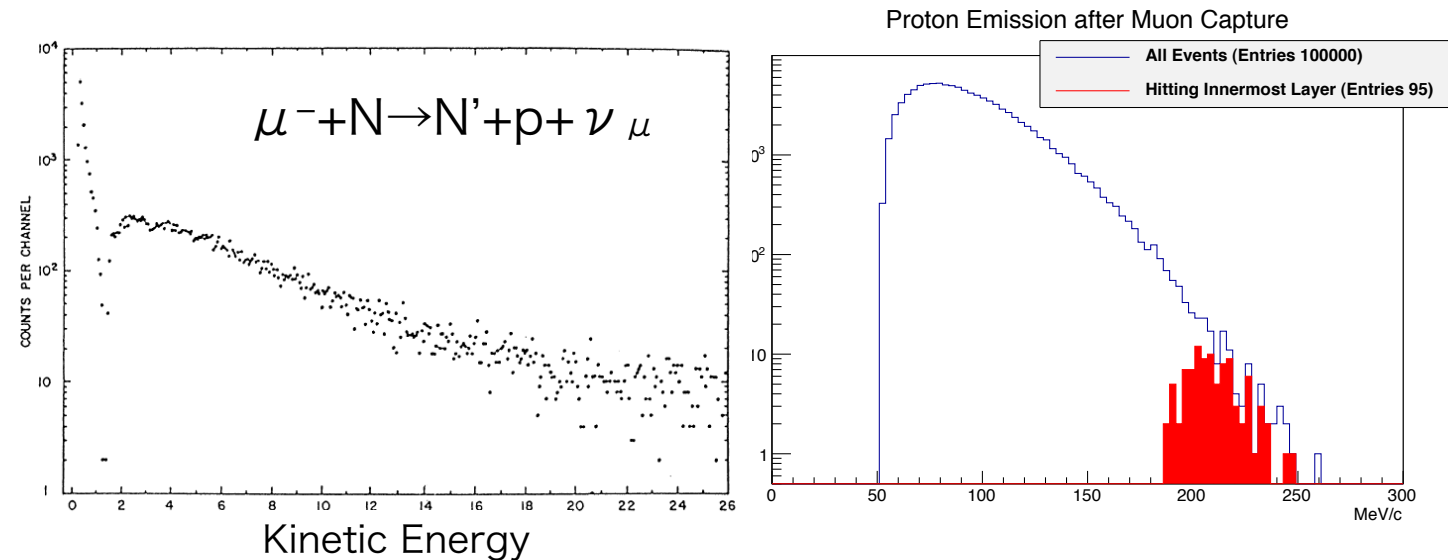


of particles / proton ($\times 10^{-3}$)

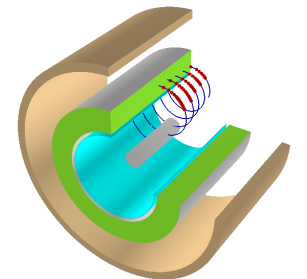


Expected Performance

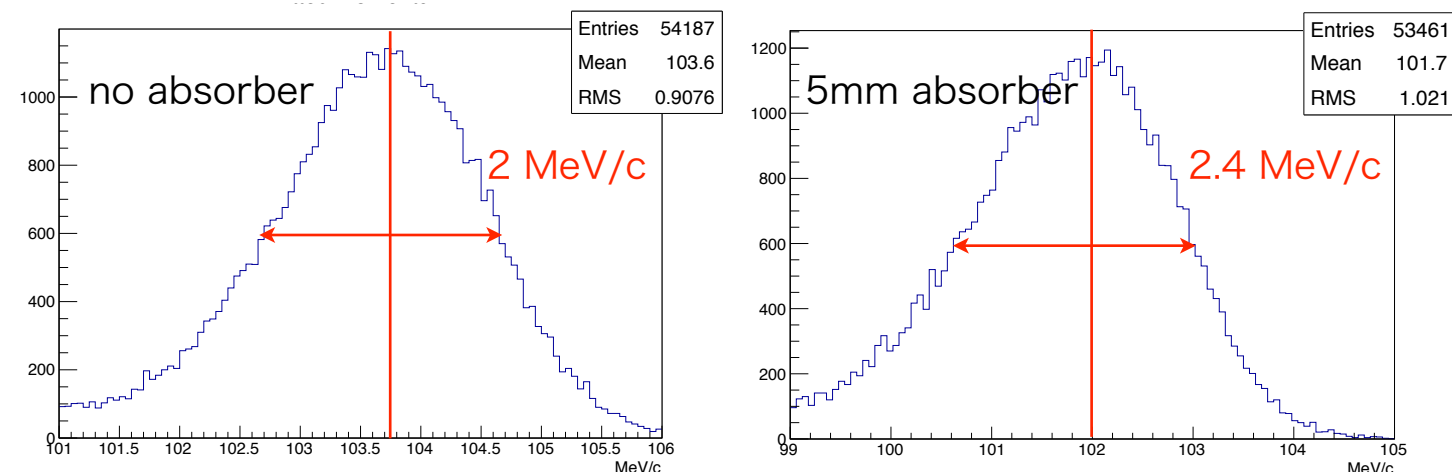
- Detector hit rate
 - Proton emission after muon capture
 - peak at 70MeV/c and extends to > 200MeV/c
 - 15% of muon capture (for Si, no data for Al)
 - Trigger counter as a proton absorber
- DIO e^-
- e^+e^- from high-E γ conversion
- Momentum resolution



530kHz in the 1st layer of DC (530k/345=1.5kHz/ch) for 5.8×10^9 muon stops



Signal Electron 105MeV/c

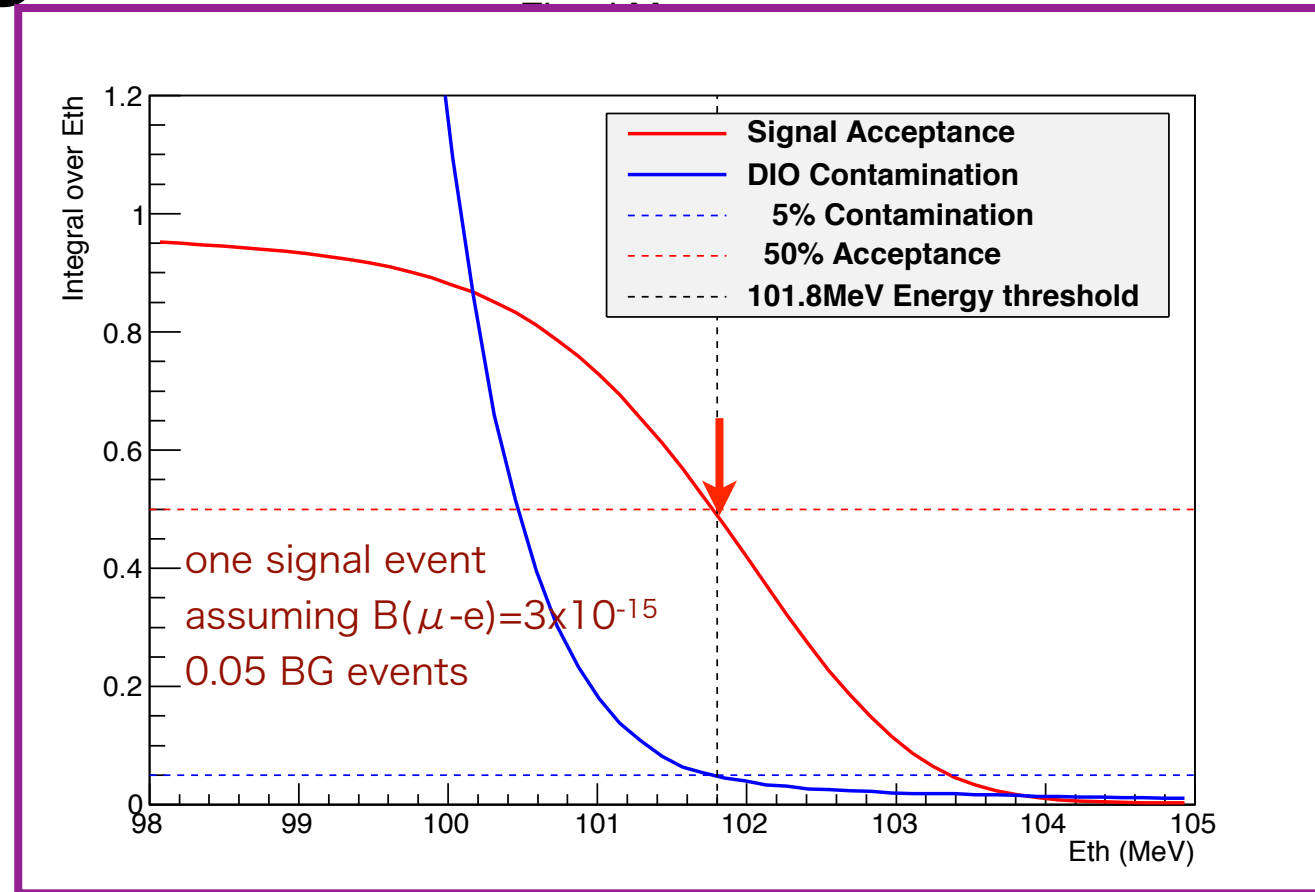


Sensitivity and BG

- 8GeV, 3.2kW proton beam
 - 2.5×10^{12} proton/sec
- 12 days (10^6 sec) running time
- Single event sensitivity

$$B(\mu^- + \text{Al} \rightarrow e^- + \text{Al}) = \frac{1}{N_{\mu}^{\text{stop}} \cdot f_{\text{cap}} \cdot A_{\mu-e}}$$

- $B(\mu^- + \text{Al} \rightarrow e^- + \text{Al}) = 3.1 \times 10^{-15}$
- Upper limit at 90% C.L.
 - $B(\mu^- + \text{Al} \rightarrow e^- + \text{Al}) < 7.2 \times 10^{-15}$



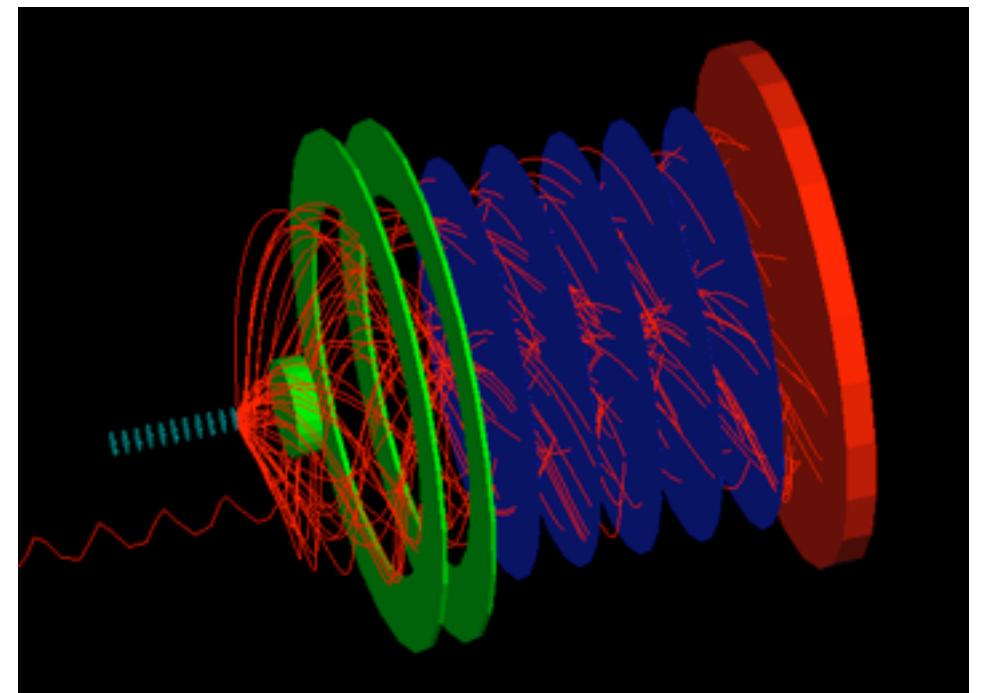
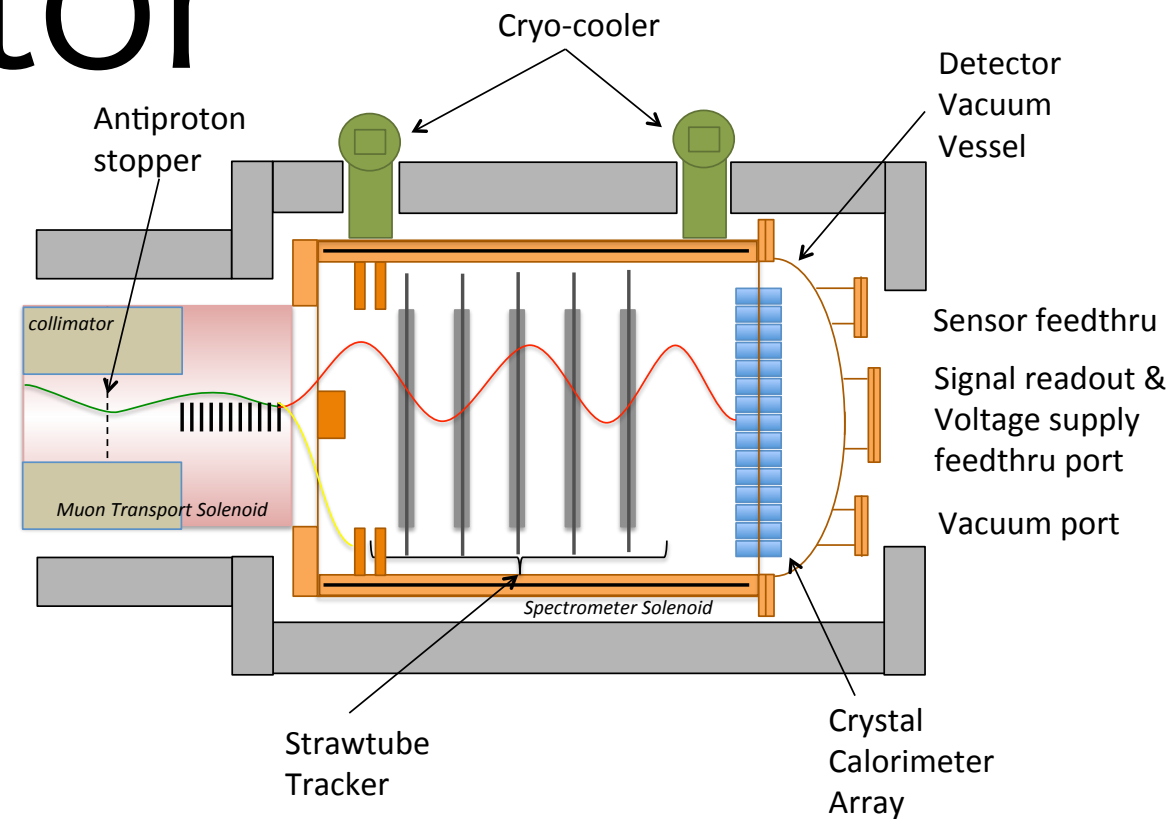
Selection	Value	Comments
Geometrical Acc	0.53	tracking eff. included
momentum	0.50	$p_e > 101.9 \text{ MeV}/c$
Timing	0.39	same as COMET
Trigger and DAQ	0.9	same as COMET
Total	0.09	

Background	estimated events
Muon decay in orbit	0.05
Radiative muon capture	< 0.001
Neutron emission after muon capture	< 0.001
Charged particle emission after muon capture	< 0.001
Radiative pion capture	0.024
Beam electrons	< 01
Muon decay in flight	0.0004
Pion decay in flight	< 0.0001
Neutron induced background	0.024
Delayed radiative pion capture	0.002
Anti-proton induced backgrounds	0.007
Cosmic ray muons	0.0001
Electrons from cosmic ray muons	0.0001
Total	0.11

supposing beam extinction factor of 10^{-9}

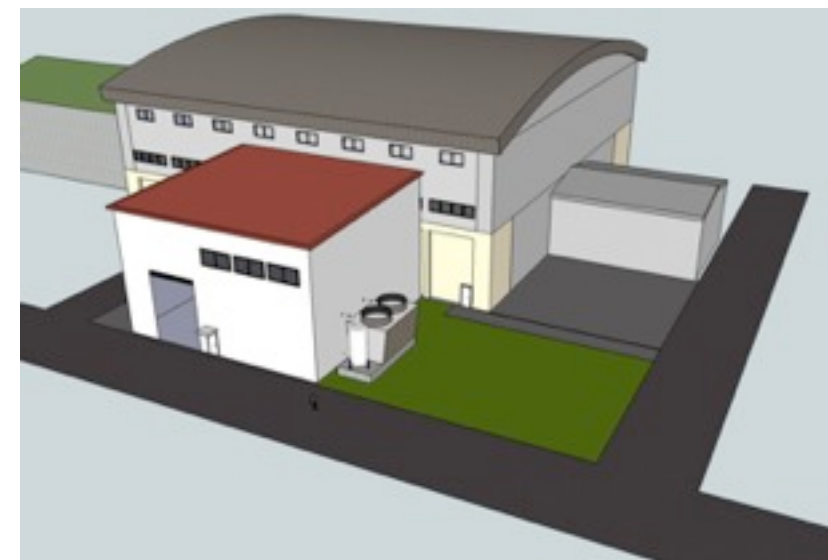
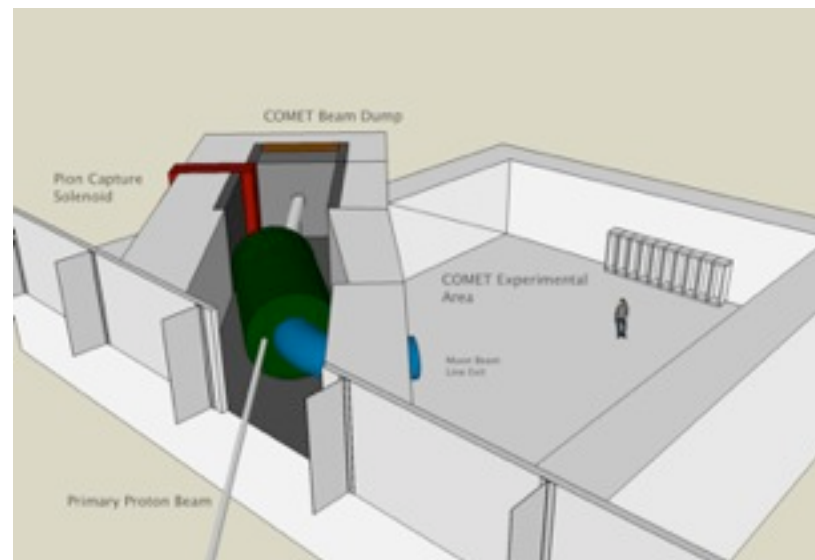
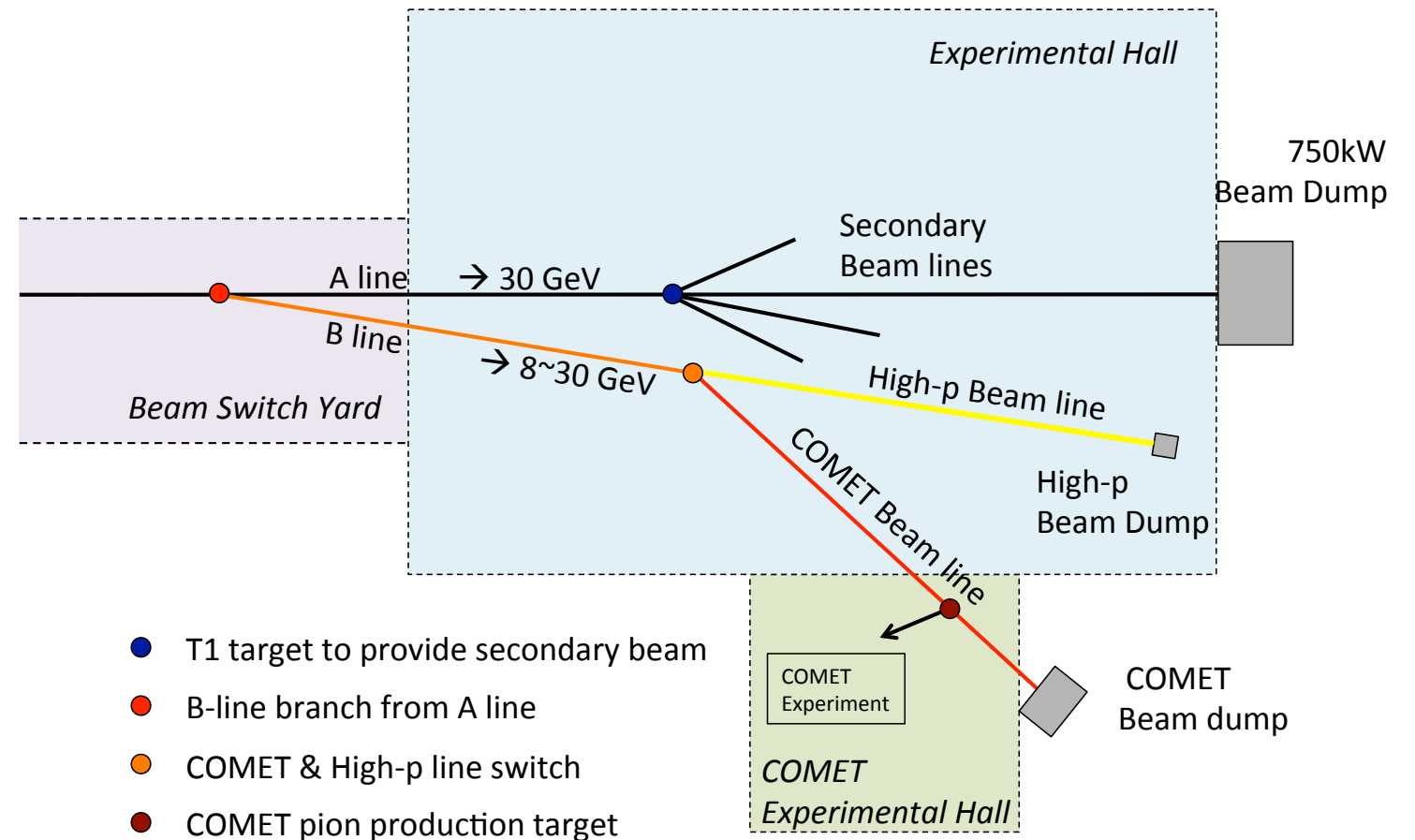
Transverse Tracking Detector

- Reuse the detector for beam study
 - Beam collimator
 - Beam blocker
 - High-p wedges
 - proton degrader
 - Signal electron momentum spread 200MeV/c (FWHM)
- Geometrical acceptance smaller than the cylindrical detector: 22.5% and more beam related background
 - lower sensitivity
- 80 kHz/ch detector hit rate in the 1st layer expected for 5×10^9 muon stops/sec
- Momentum resolution expected as good as COMET (1% in sigma)
- Sensitivity and BG calculation in progress



Facilities


- Building construction in 2013-2015
- High-p beam line installation in 2015 followed by COMET beam line installation in 2016
- Detector installation can be started when the building construction completes



Schedule

Budget Request
KEK internal

Covered by
Exp. Group



2012-2013 design
2013-2015 construction
2015-2016 installation
2016 Beam study
2017 Engineering/physics run

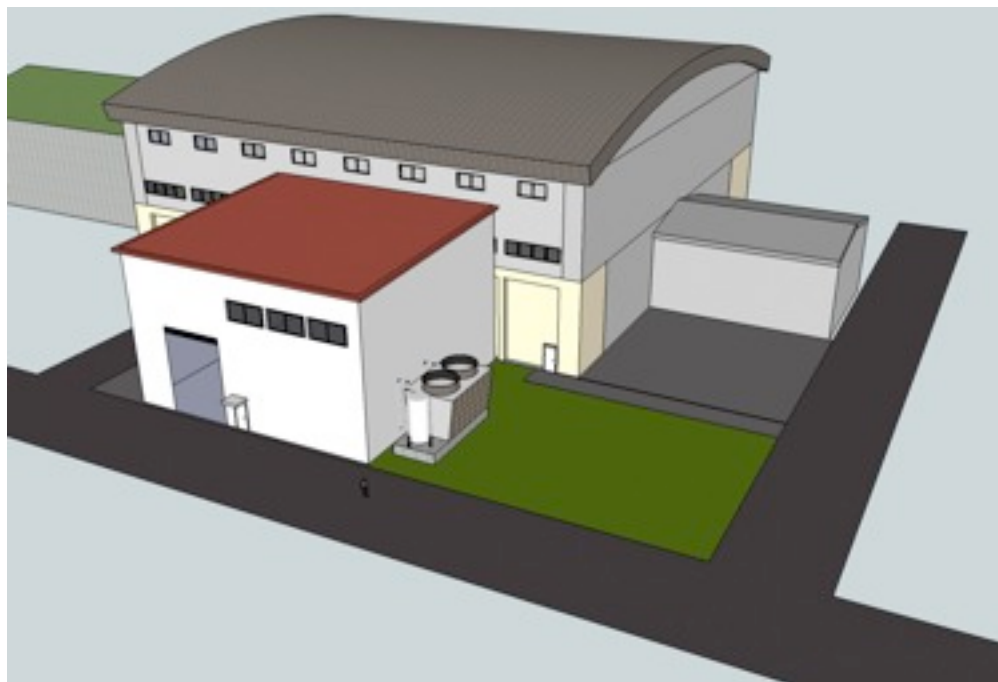
4 10 6

Exp. area ready starting installation installation complete

Cost Estimate

1 Oku JPY = 1 M €

- Based on
 - KEK facility department cost estimate
 - Toshiba design
- Budget request 20 Oku JPY includes building, beam line, magnet (up to 1st 90° bend)
- Expect support from J-PARC project budget
- Detector construction by the experiment group by external funding



		Budget request	KEK internal	External funding	Optional	Future funding	Comments
Building		8.0					
Beam dump		1.0	0.5				
SC magnet	W shield	8.0				20.0	to first 90° bend remaining beam line for higher power
Power supply			0.5		2.0	2.5	if purchased installation for upgrade
refrigerator			0.5		2.0		if constructed installation
Beam line	magnet		0.5			5.0	installation for higher power
	piping	0.3	0.3				
	cabling	0.6	0.6				
	vacuum	0.6	0.6				
Radiation shielding	NP-hall	1.5				6.5	for 3 kW operation for high power
Safety			0.5				
π target				0.8			experimental group
Detector	magnet		0.5	0.5			for Phase-I
	μ target			0.1			experimental group
	μ monitor			1.5			experimental group
	tracker			1.1			experimental group
	ECAL			1.6			experimental group
	CR veto			5.7			experimental group
	DAQ			0.5			experimental group
Total		20.0	4.5	11.8	4.0	36.0	72.3+4.0

Building 9.5 Oku

Magnet 9 Oku

Beam Line 6.3 Oku

Detector 11.5 Oku

Budget request 20 Oku

experiment group 11.8 Oku

J-PARC project budget 4.5 Oku

COMET Phase-I

Proto-collaboration

R. Akhmetshin, A. Bondar, L. Epshteyn, G. Fedotov, D. Grigoriev, V. Kazanin,
A. Ryzhenkov, D. Shemyakin, Yu. Yudin
Budker Institute of Nuclear Physics (BINP), Novosibirsk, Russia

Y.G. Cui, R. Palmer
Department of Physics, Brookhaven National Laboratory, USA

Y. Arimoto, K. Hasegawa, Y. Igarashi, M. Ikeno, S. Ishimoto, Y. Makida, S. Mihara,
T. Nakamoto, H. Nishiguchi, T. Ogitsu, C. Omori, N. Saito, K. Sasaki, M. Sugano,
Y. Takubo, M. Tanaka, M. Tomizawa, T. Uchida, A. Yamamoto, M. Yamanaka,
M. Yoshida, Y. Yoshii, K. Yoshimura
High Energy Accelerator Research Organization (KEK), Tsukuba, Japan

Yu. Bagaturia
Ilia State University (ISU), Tbilisi, Georgia

P. Dauncey, P. Dornan, B. Krikler, A. Kurup, J. Nash, J. Pasternak, Y. Uchida
Imperial College London, UK

P. Sarin, S. Umasankar
Indian Institute of Technology Bombay, India

Y. Iwashita
Institute for Chemical Research, Kyoto University, Kyoto, Japan

V.V. Thuan
Institute for Nuclear Science and Technology, Vietnam

H.-B. Li, C. Wu, Y. Yuan
Institute of High Energy Physics (IHEP), China

A. Liparteliani, N. Mosulishvili, Yu. Tevzadze, I. Trekov, N. Tsverava
*Institute of High Energy Physics of I.Javakishvili State University (HEPI TSU),
Tbilisi, Georgia*

S. Dymov, P. Evtoukhovich, V. Kalinnikov, A. Khvedelidze, A. Kulikov,
G. Macharashvili, A. Moiseenko, B. Sabirov, V. Shmakova, Z. Tsmalaidze
Joint Institute for Nuclear Research (JINR), Dubna, Russia

M. Danilov, A. Drutskoy, V. Rusinov, E. Tarkovsky
Institute for Theoretical and Experimental Physics (ITEP), Russia

T. Ota
Max-Planck-Institute for Physics (Werner-Heisenberg-Institute), Munchen, Germany

Y. Mori, Y. Kuriyama, J.B. Lagrange
Kyoto University Research Reactor Institute, Kyoto, Japan

C.V. Tao
College of Natural Science, National Vietnam University, Vietnam

M. Aoki, T. Hiasa, I.H. Hasim T. Hayashi, Y. Hino, S. Hikida, T. Itahashi, S. Ito,
Y. Kuno*, T.H. Nam, H. Nakai, H. Sakamoto, A. Sato, N.D. Thong, N.M. Truong

Osaka University, Osaka, Japan

M. Koike, J. Sato
Saitama University, Japan

D. Bryman
University of British Columbia, Vancouver, Canada

S. Cook, R. D'Arcy, A. Edmonds, M. Lancaster, M. Wing
University College London, UK

E. Hungerford
University of Houston, USA

W.A. Tajuddin
University of Malaya, Malaysia

R.B. Appleby, W. Bertsche, M. Gersabeck, H. Owen, C. Parkes
University of Manchester, UK

F. Azfar
University of Oxford, UK

Md. Imam Hossain
University Technology Malaysia

T. Numao
TRIUMF, Canada



- 107 collaborators
- 25 institutes
- 11 countries

Summary

- COMET Staging Plan
- Phase-I
 - Experimental area and beam line construction up to the end of the 1st 90 degree bend
 - Beam background study with an actual setup
 - better understanding of background
 - μ -e conversion search with an intermediate sensitivity
 - step to the final goal 10^{-16}
 - Sensitivity of 7×10^{-15} (90% C.L. upper limit) foreseen
 - Start running 2016 (if funding starts in 2013)
- Phase-II
 - Beam line upgrade/Spectrometer upgrade/50kW accelerator power

COMET vs mu2e

